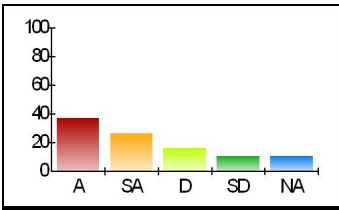


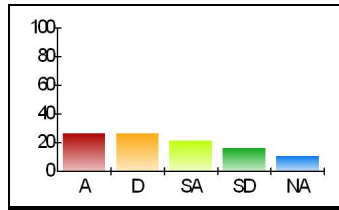
Item Analysis Graph Report

Prepared



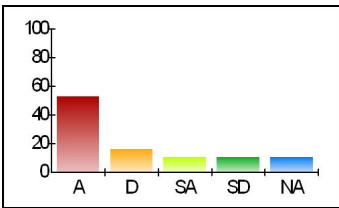
Mean: 2.58

Encouraged Questions



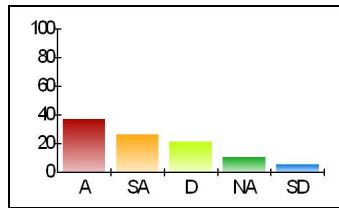
Mean: 2.32

Understood Questions



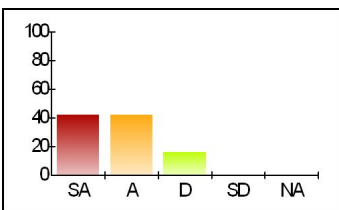
Mean: 2.42

Understood Subject



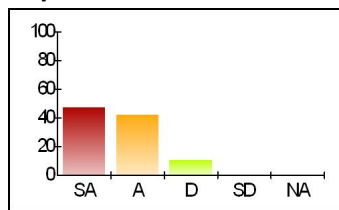
Mean: 2.63

Never Intimidated



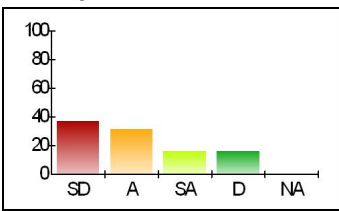
Mean: 3.26

Equal Treatment of Students



Mean: 3.37

Examples



Mean: 2.26