

Multitenancy with Visual Rules

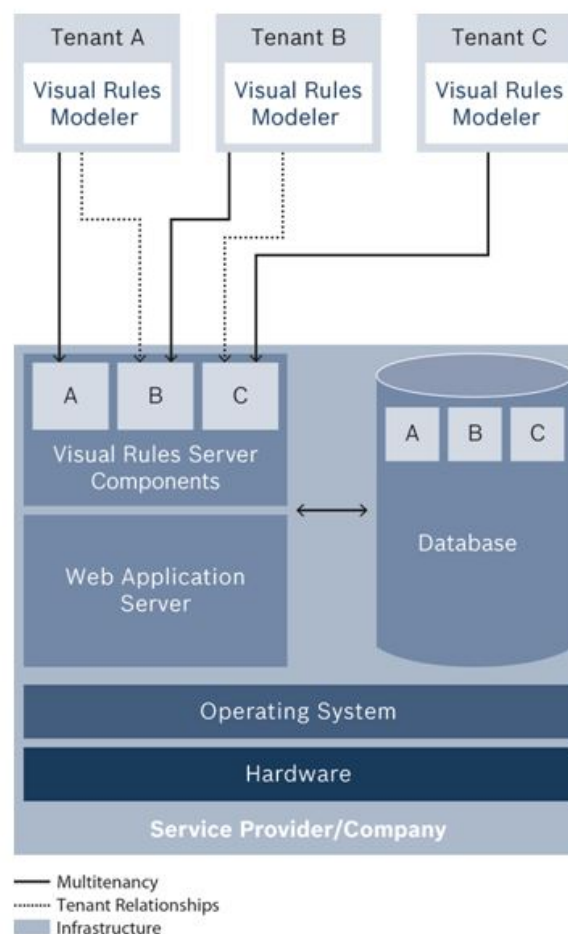
Added value for a wide range of tenants: Visual Rules for large companies and service providers

Visual Rules architecture has full multi-tenant capability and thus enables a scalable infrastructure: Several tenants can make simultaneous use of instances of Visual Rules server components – this allows you to use the software throughout your company even more cost-efficient and significantly reduce maintenance efforts. New tenants can be introduced during runtime and cause no direct changes to the existing IT infrastructure.

The newly introduced tenant relationships go far beyond the basic multitenancy: As well as sharing a common infrastructure, the introduction of Visual Rules Release 6.1 means that rules and data can now also be shared – both between service providers and their tenants and between tenants themselves.

This enterprise functionality underpins a host of business models and new service concepts like SaaS, Cloud Services, Cooperations and Acting on Behalf.

Multitenancy with Visual Rules



Application Scenarios

Software as a Service (SaaS)

Service providers can now offer their tenants a service that goes beyond the hosting and use of Visual Rules components to include complete business and technical rules. Fine-grained management of access permissions and the new tenant relationships mean rules services can be used securely by a variety of tenants on the basis of defined SLAs or contracts.

Collaborations

One example of collaborations in the context of the tenant relationships is the contract-based shared use of specialist business logic by collaborating companies, which has the potential to deliver a high degree of efficiency. In banking, for instance, offering credit risk assessment rules services on the Execution Platform and giving access to specific collaboration partners allows business-specific decisioning logic to be harmonized, used jointly, and developed further.

Acting on behalf of other parties

The new tenant relationships also make it possible for rules provided to be managed and used by service providers commissioned to carry out specific rules-based services. Returning to the example above, a bank can for instance provide credit assessment rules services on the Execution Platform and then arrange for a call center to actually conduct the credit assessments on its behalf.

Identity Management – Flexible and convenient tenant management




























The centralized Identity Management platform enables the independent management of users, groups, roles, rights and applications – including authentication and authorization. On request, this task can also be devolved to a service provider or another trustworthy tenant.



Different roles can be defined for users in dispersed and heterogeneous teams according to their responsibilities, along with the corresponding applications and access rights.

The Identity Management platform manages the relationship between service providers and their tenants or between different tenants. It enables fine-grained access control to individual data, rules and services. Depending on the authorization level, tenants can manage their own data and give other users access to it – a 'super administrator' responsible for the whole system is not required for tenant management.

At the same time, operators and companies always retain the ability to document, manage and monitor all relevant actions and rights allocations in accordance with compliance requirements.

|  Users |  Groups |  Roles |  Permissions |
|---|---|---|--|
| Type here to search | Type here to search | Type here to search | Type here to search |
| <div><div> Arnold, John arnold.john - john.arnold@example.com</div><div> Admin, Admin Admin</div></div> | <div><div> Technical support team This is a test group "Technical support team"</div><div> Accounting This is a demo group</div><div> Customer service This is the group "Customer service"</div></div> | <div><div> Accountant This is the role of the Accountant</div><div> IM Administrator Administrator with all permissions</div><div> IM Application Installer Install complete application instances</div><div> IM Tenant Administrator Administrator for a specific tenant</div><div> Manager</div><div> Network Administrator This is the role of the "Network Administrator"</div><div> User Admin This is a demo role</div></div> | <div><div> Modify 'user-group' relations Add or remove relations between users and groups</div><div> Modify 'user-role' relations Add or remove relations between users and roles</div><div> Users - create Allows to create users</div><div> Users - delete Allows to delete users</div><div> Users - erase Allows to erase users</div><div> Users - query Allows to query users</div><div> Users - update Allows to update users</div></div> |
| <div> Total: 2 Assigned: 1</div> | <div> Total: 4 Assigned: 1</div> | <div> Total: 7</div> | <div> Total: 64 Assigned: 7</div> |